

THE FOOT WARMER

Official publication of the San Diego Region

ANTIQUE AUTOMOBILE CLUB
OF AMERICA



SEPTEMBER 2023

Club Website: <https://sandiegoregion.aaca.com>

Facebook: www.facebook.com/groups/SanDiegoRegionAACA

President's Greeting

Dear San Diego Region AACA Members,

Thankfully, we do not have tropical storms in California often, but hopefully everyone made it through safely and without any property damage. Our last Breakfast at the Bay club was another success. We had 13 diners. Hopefully we can have more people join us as we move into the cooler months.

The September general meeting will be a **PIZZA PARTY**. We are teaming up with the Horseless Carriage Club of San Diego for a catered pizza supper. After the pizza is served, we will enjoy a professionally made video of a road trip from picking up a new Corvette at the Corvette museum, then touring across the country. (Thanks, Mike Cooke!) Be at the Beers Center by 6:30 so you don't miss out.

Doc McAllister is working with Ron Walling to put together a Midway Museum tour soon. John Boyd is arranging details for an AACA car show at the Covenant Living at Mount Miguel facility in Spring Valley October 14. Mark Rebello has an idea for another tour (details coming soon).

It has been a very hot summer! Stay hydrated and keep the motors running. Until we see each other again (or for the first time),

Happy motoring.

Tom McIlravy. President San Diego Region

From Al Smithson:

The Tradition Continues

This year Paula Okey and her son Tim continued the tradition as Tim drove Paula in the Fourth of July Parade in Coronado in the same 1955 red Buick Century that Paula and her late husband Larry had driven in the same Parade for the past several decades. Paula and Tim have promised that the tradition will continue for many more years in the future.



The Foot Warmer is the approximately monthly newsletter for the San Diego Region, AACA. Member submissions are solicited, welcomed, encouraged – all of that! Please email articles and photos of your antique automobiles and related activities to the editor at drjohn96@mac.com.

AACA Region Info

COMING EVENTS		
Aug 26	Breakfast	The Bay Club. Shelter Island 9:00 am
Sep 4	Labor Day, Pizza Party	6:30 pm 3900 Vermont St
Oct 2	General Meeting	3900 Vermont St. 6:30; program at 7:00
Oct 14	Mt. Miguel Car Show	John Boyd. MM is at 325 Kempton, Spring Valley
Oct 28	Silent Movie	Trinity Church, Spring Valley
Nov 12	Awards Banquet	Bay Club; Bob Gunthorp
Dec 4	2024 Planning meeting	Beers Center

Birthdays		Mon	Day
Lester	Brenda	9	3
Holmes	Betty	9	6
Hylton	Yolanda M.	9	7
Almanza	Norma	9	9
Dunn	Frances	9	17
McAllister	Robert	9	18
Smithson	Al	9	20
Whited	Ken	9	23
O'hara	Tom	9	27
Priser	Paul	9	27
Judd	Sam	9	30
Fort	Suzanne	10	1
Mcllavy	Tom	10	8
Priser	Francy	10	8
Fort	Colin	10	18
Worthington	Barry	10	23
Landi	Vel	10	24
Zopfi	Verna	10	25
Boyd	Barbara	10	26
Lancaster	Robert	10	28
Dunn	Royce	10	29
Simmons	Jack	10	31


Anniversaries

Bob Wagner & Bob Lash	9	15
Darren Farnesi & Len Pistoria	9	30
Steve & Carol Ross	10	4

SAVE NOVEMBER THE 12TH!

Our Annual Banquet and Awards Ceremony will be held at the Bay Club, 2131 Shelter Island Drive, on **Sunday, November 12**. The social hour begins at noon (cash bar) and the lunch is at 1:00 pm. Suggested attire is vintage outfits or semi-formal. The charge is just \$25 per member and complimentary to past presidents, charter members, and honorary members. Plan now to attend, and watch for the registration form in the October Foot Warmer. Please drive your antique car! Plenty of parking is available on the street and in the underground garage.

Do you have an antique car that you are restoring? The Awards Committee would like to know. Restoration projects with progress or completion during the 2023 year will be recognized at the November Awards Banquet and your car may be eligible for a plaque. Contact Mark Rebello, vice president and committee chair. 619-504-4866 mrebello167@aol.com



OFFICERS

PRESIDENT: TOM MCILRAVY (23-24)

VP: MARK REBELLO (23-24)

SECRETARY: SUSAN WOODS (22-24)

TREASURER: JOHN BOYD (22-24)

DIRECTORS AT LARGE:

NANNETTE CLARK (22-23)

RON WALLING (22-23)

BARBARA FOLEY (22-23)

BOB GUNTHORP (22-23)

MARK RICHARDS (22-23)

KEY PLAYERS

PROGRAMS/SPEAKERS: ALEX WATT

MEMBERSHIP: MARK RICHARDS

TOURS: MARK RICHARDS

REFRESHMENTS: DIANE RICHARDS

ANNUAL BANQUET: BOB GUNTHORP AND SUSAN WOODS

ANNUAL AWARDS: ALEX WATT, ART COTTEE, ROYCE DUNN, DARYL HOLMES, JACK HEACOCK

CORONADO PARADE: AL SMITHSON

ACCC REP/LEGIS: SHELDON JURIST

CLUB PHOTOGRAPHERS:

BOB GUNTHORP AND THE MEMBERS VOLUNTEER SQUAD

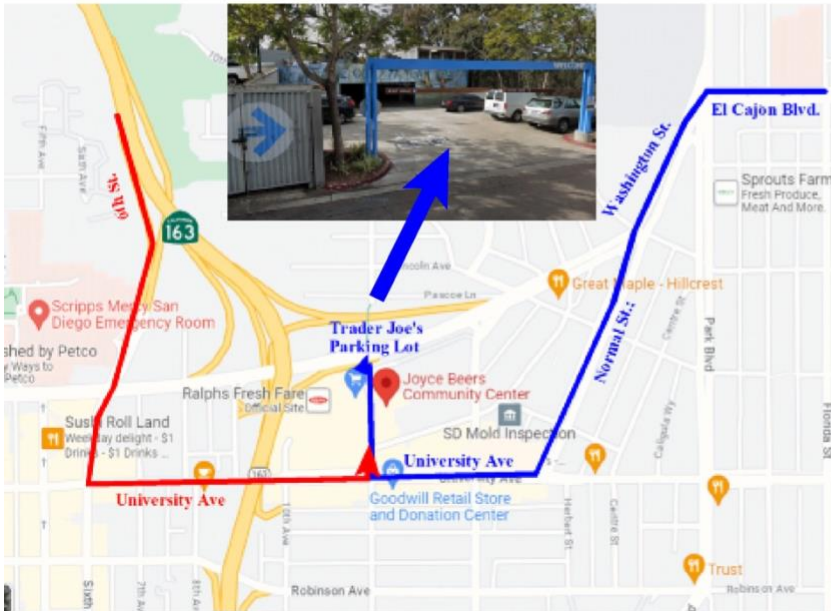
EDITOR: JOHN BOYD

(SEE CLUB ROSTER FOR ALL CONTACT INFO.)

Members Meeting Report

August 7 saw the return of world traveler Alex Watt, who shared photos taken during his recent visit to Australia, where he toured and visited a large, eclectic, collection of motor vehicles. Alex is in the UK at the moment; perhaps we will hear more from him when he returns.

Labor Day Pizza Dinner for AACCA and HCCA



Labor Day
Monday

September 4, 2023

6:00 pm

Setup 6:15 pm, Serve 6:30 pm

**Joyce Beers Community
Center**

3900 Vermont St, San
Diego, CA 92103

Free to HCCA and AACCA

**Video Program
Approx. 7:30 pm
Corvette Museum and New
Owner Racing Training**



Reviving the Past

Region member and recent Foot Warmer Editor Brad Zemcik has a recognized expertise in photography and photographic editing and design, specializing particularly in automobiles. Brad submitted an article describing what can be done to enhance photographs, especially old photographs, to turn them into stunning portraits that win people over to the car hobby. We are pleased to include this fascinating report with examples in this month's Foot Warmer.

Reviving The Past...Photographically

Brad Zencik

So much of our hobby was filmed in black and white, both stills and movies. Over the years many of we researchers could only surmise what the actual colors could be in a photo. Yes, there is an essence of “original at the time, olde world” which is heartwarming but not indicative of the true colors. For over 50 years I have been involved with documentation as many Rolls-Royces and Bentley’s as possible. Several of us from various countries are continually in touch helping researchers, authors, and potential buyers, etc. We work with all kinds of photos, good and bad. So many old photos are black and white and it’s hard to imagine what some of the cars really looked like when they were photographed.

As technology advances software is now becoming sophisticated enough to pull out the colors. I won’t go into the technical aspects but suffice it to say it’s complicated, logarithms, densities, hues, etc.

Examples of colorization:



In addition to colorization there are high end software programs where we can enhance resolution and clarity on old photos. As a caveat, not all photos or movies can be processed but many can, and results are not like a new, current high-resolution photo or video. Many of the older photos are very low resolution and not workable. Each must stand on its own merit and type and amount of information that was collected at the time the original was shot. This is not a “fix all” but can help.



continued

Here is an example of our own Al Smithson. In the photo I was asked to work on, there are many things: The background is a mess, there is a shadow across the middle of the photo and his suit pants are a different color than the suit coat, Whose shadow is that on the right?, look at the car on the right – notice the reflections of orange cones, white parking lines..., look at how dark the wheels and chrome are, if you look closely at the Packard you can see the left window frame is brown from a reflection, look through the windows and you can see that “wonderful” background, etc.



Here is the final product after hours of work. Al has a suit that matches, if you look through each car window you can see the new background like it was meant to be there, chrome and wheels are brighter, there are no more orange cone and parking lines reflections, the Packard window frame is now black like the rest of the car, and much more. More work could have been done but for the purpose this suffices.

Here are some other examples of how we can revive the past photographically.



With other processes we can even turn some photographs into “paintings.”



Sometimes the focal point, the car(s), is not in the best location. When that happens, it is necessary to edit the original photograph to enhance and highlight the essence of the car(s). Here are samples of “before and after’s.”

